



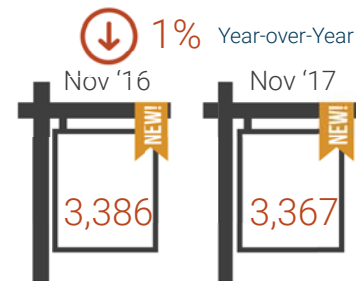
HOME SALES

4,378 vs. 4,035

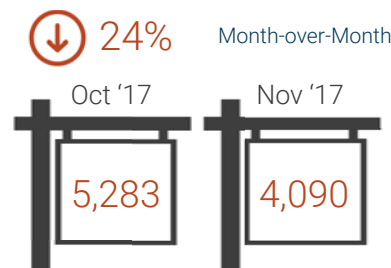
Nov '16
Nov '17

 8%

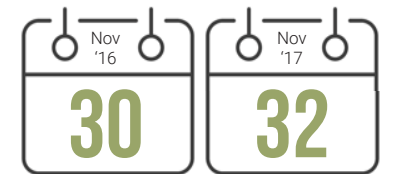
NEW LISTINGS



ACTIVE LISTINGS

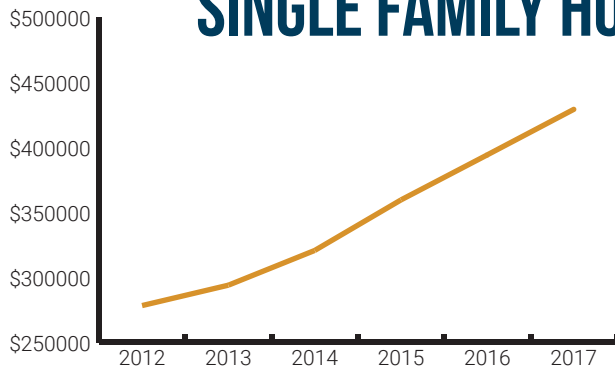


AVERAGE DAYS ON MARKET



 2 days

AVERAGE SOLD PRICE FOR SINGLE FAMILY HOMES



Nov '16 \$394,064
Nov '17 \$429,006

 9%

WEEKS OF INVENTORY

 2 weeks

